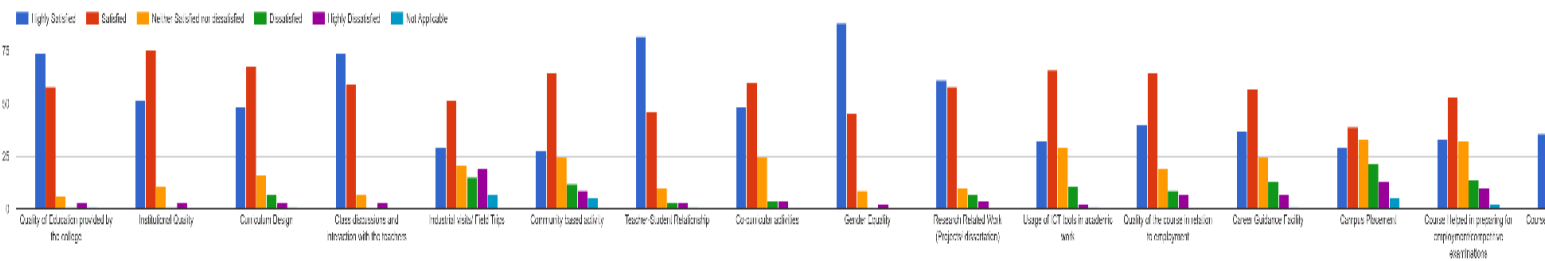


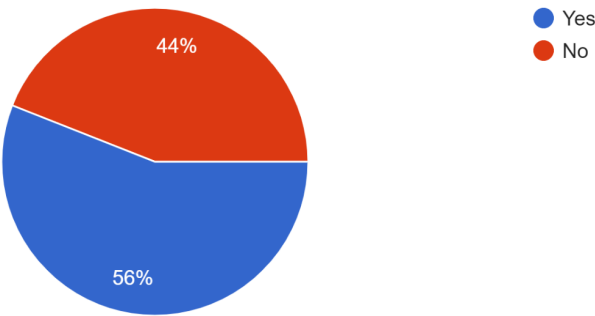
# Alumni Feedbacks-

Please rank your satisfaction level for the following parameters



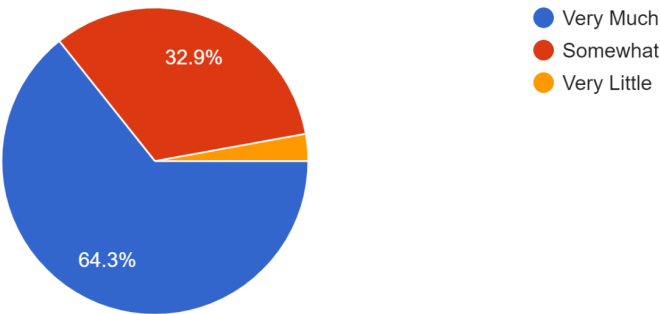
It can be observed from the above bar chart that the majority of the respondents are either highly satisfied or satisfied with the college's Quality of Education, Institutional Quality, Curriculum Design, Class discussions and interaction with the teachers, Industrial visits/ Field Trips, Community based activity, Teacher-Student Relationship, Co-curricular activities, Gender Equality Research Related Work(Projects/ dissertation), Usage of ICT tools in academic work, Quality of the course in relation to employment, Career Guidance Facility, Campus Placement, Course Helped in preparing for employment/competitive examinations, Course contents helped in job performance.

Are You employed in the field in which you were educated?  
134 responses



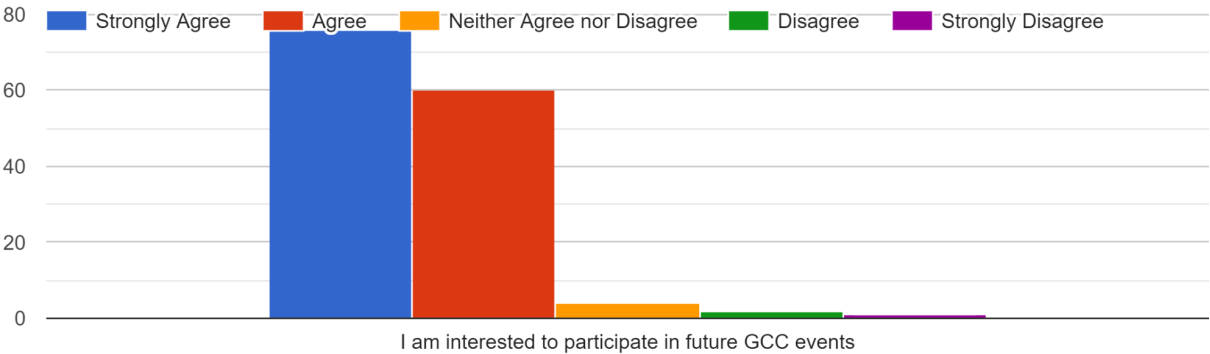
Most of the respondents are employed in the fields they are specialized in i.e.; 56%.

How much did your education in Gauhati Commerce College contribute to your personal growth?  
140 responses



64.3% of the respondents have agreed that the education they received from Gauhati Commerce College have contributed to their personal growth.

Please rate the degree of agreeableness for the following statement.

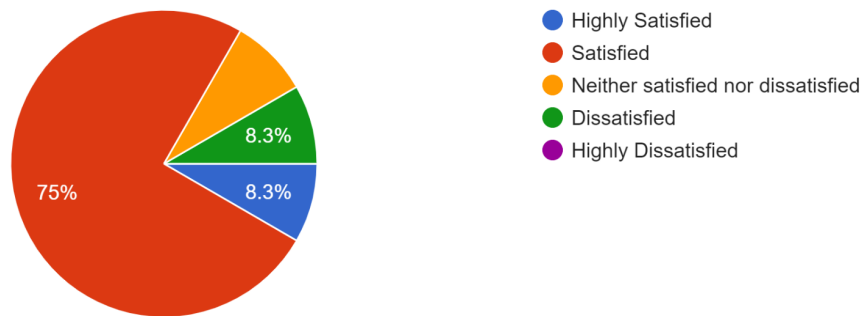


Almost 75% of the respondents are willing to participate in any future events of Gauhati Commerce College.

# Permanent Faculty Feedback-

## Professional Ethics

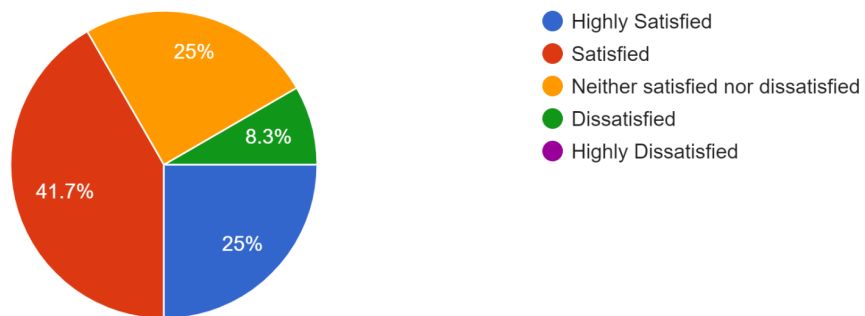
12 responses



Majority of the respondents are satisfied with the professional ethics of the college.

## Curriculum Design

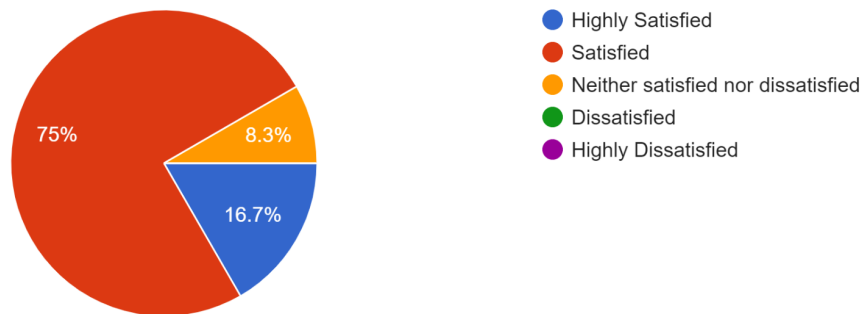
12 responses



Majority of the respondents are satisfied with the curriculum design of the college.

### Teacher-Students Ratio

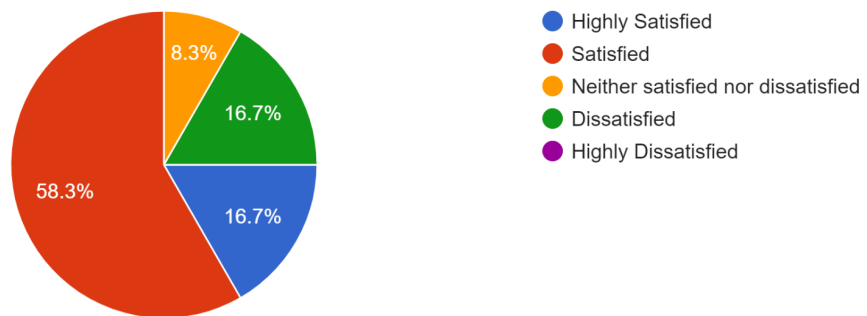
12 responses



Majority of the respondents are satisfied with the Teacher-Student ratio of the college.

### Learning Programmes for Students

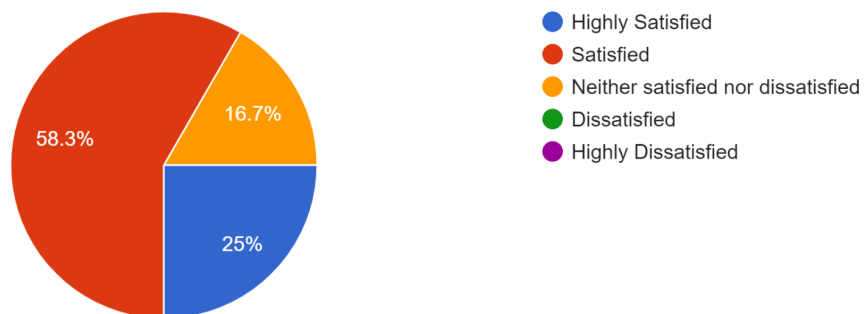
12 responses



Majority of the respondents are satisfied with the learning programmes for the students of the college.

Availability of ICT – enabled facilities in classrooms and seminar hall.

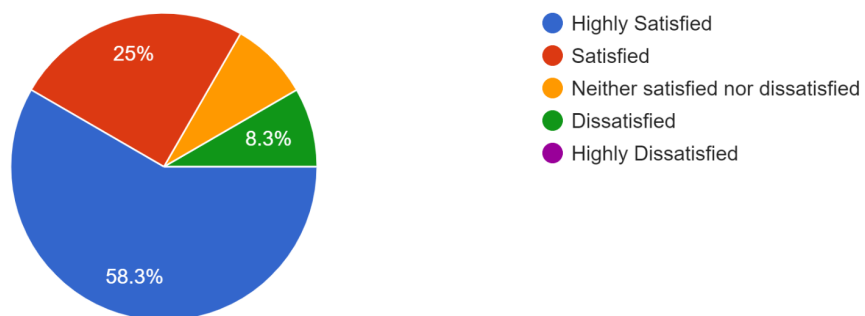
12 responses



Majority of the respondents are satisfied with the Availability of ICT in the college.

Transparency in the mechanism of internal assessment.

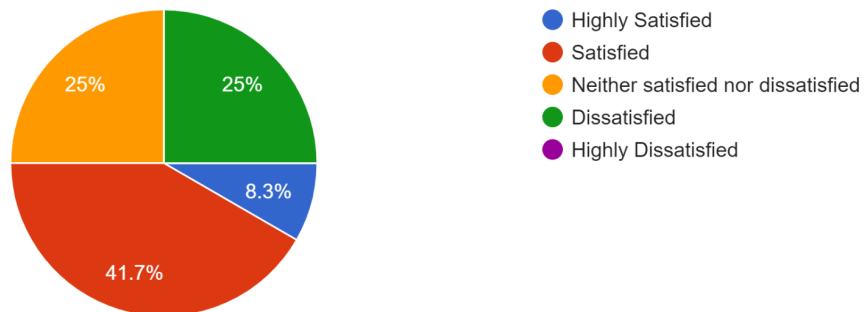
12 responses



Majority of the respondents are highly satisfied with the transparency in the mechanism of internal assessment of the college.

### Critical thinking and problem solving skills of students.

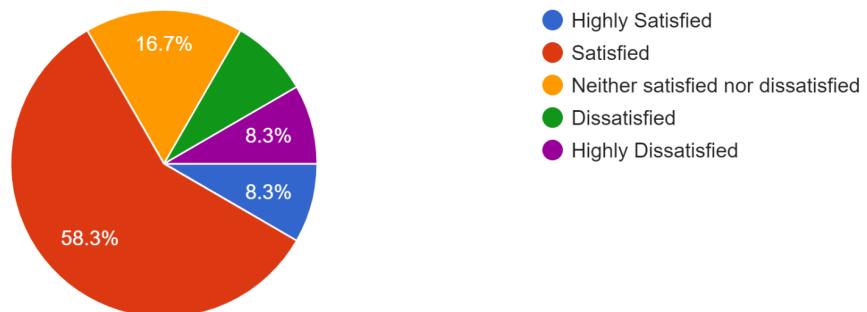
12 responses



Majority of the respondents are satisfied with the critical thinking and problem solving skills of the students of the college.

### Seminars/Workshops/Conferences conducted by the college.

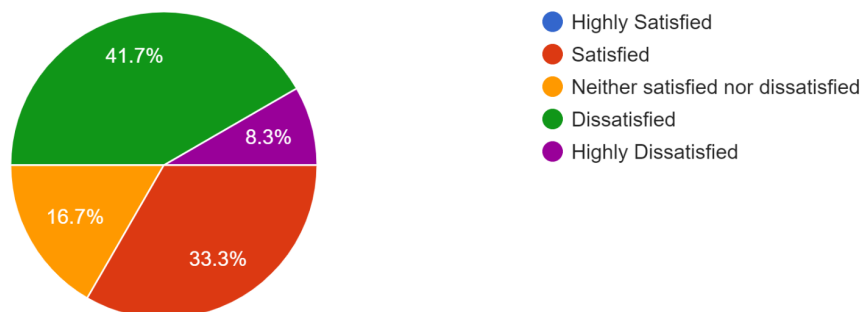
12 responses



Majority of the respondents are satisfied with the seminars/workshops/conferences conducted by the college.

### Faculty Development Programmes/ Short-term Courses conducted by the college

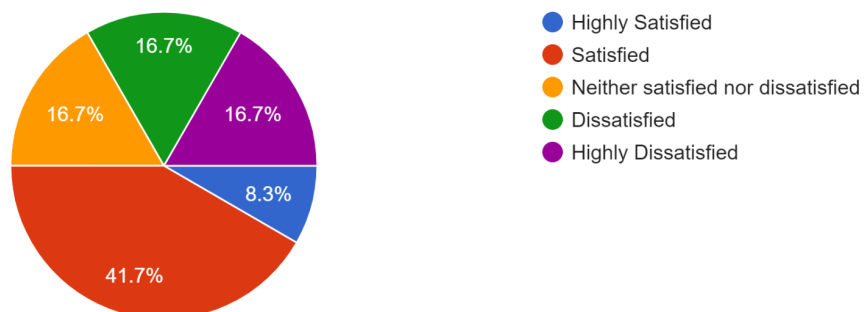
12 responses



Majority of the respondents are dissatisfied with the FDP/ Short-term courses conducted by the college.

### Scope for Research related work

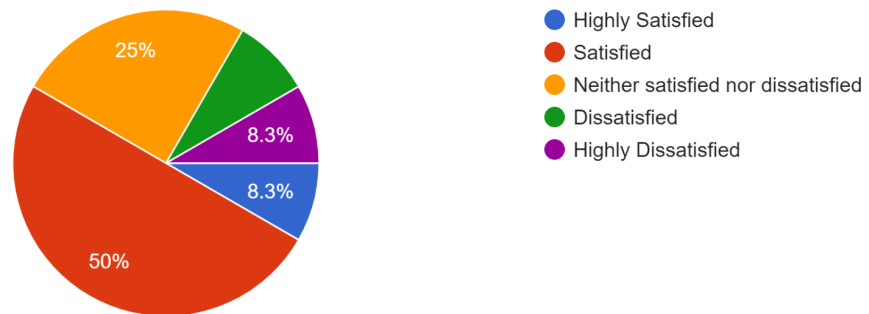
12 responses



Majority of the respondents are satisfied with the scope for research related work.

### Extension and Outreach programmes

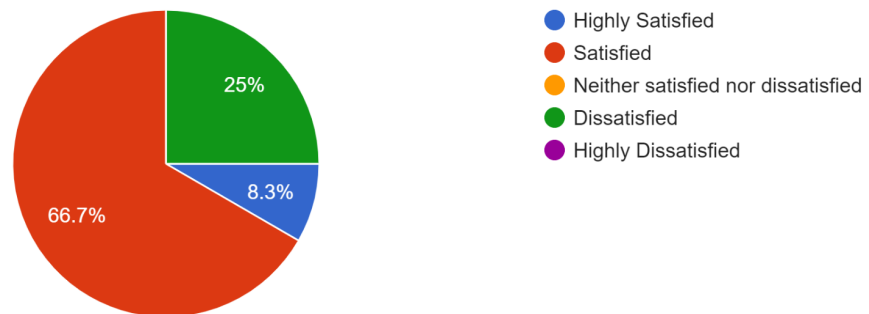
12 responses



Majority of the respondents are satisfied with the extension and outreach programmes of the college.

### Overall Infrastructure

12 responses

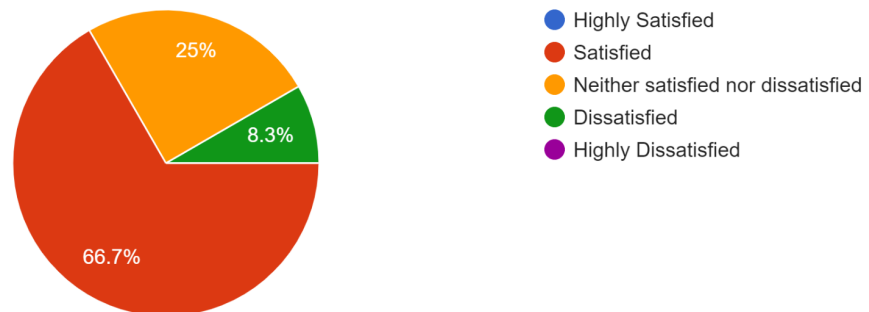


Majority of the respondents are satisfied with the overall infrastructure of the college.



### Facilities for Sports, Gymnasium, Yoga and Cultural Activities

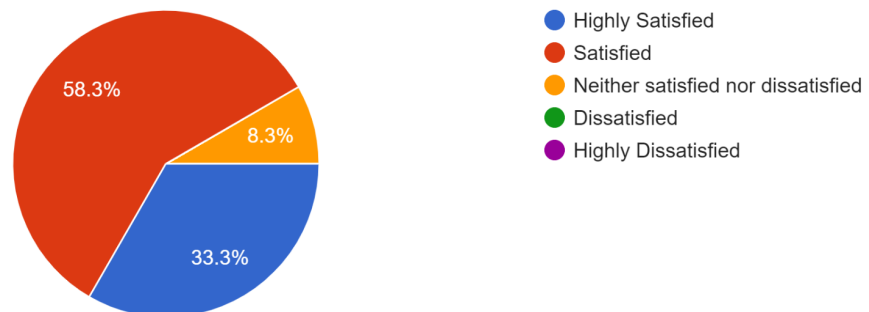
12 responses



Majority of the respondents are satisfied with the facilities for sports, gymnasium, yoga and cultural activities of the college.

### Library (Books and E-resources)

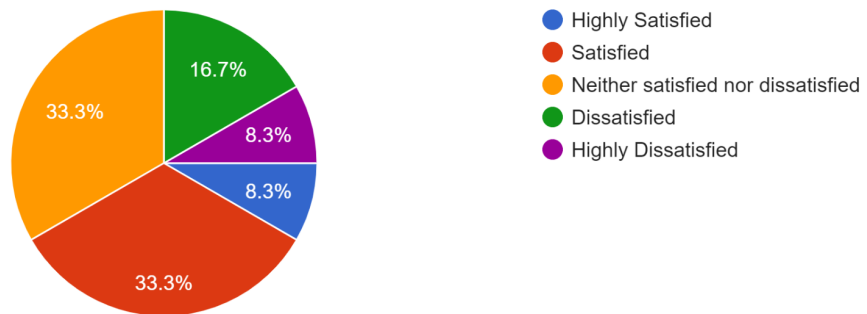
12 responses



Majority of the respondents are satisfied with the library of the college.

### Skill Enhancement Initiatives for the students

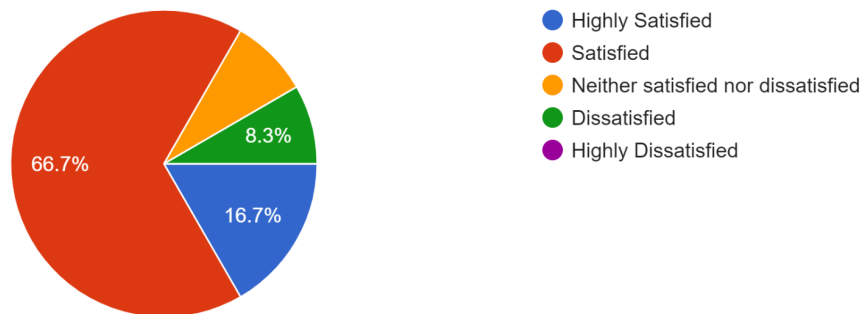
12 responses



Majority of the respondents are satisfied with the Teacher-Student skill enhancement initiative for students of the college.

### Green Campus Initiative of the College

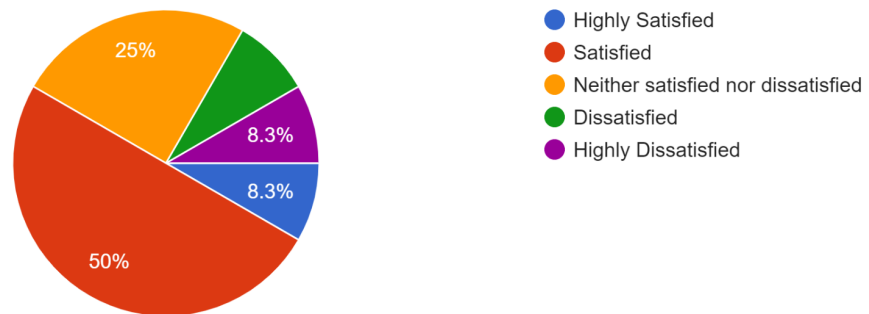
12 responses



Majority of the respondents are satisfied with the green campus initiative of the college.

### Governance of the College

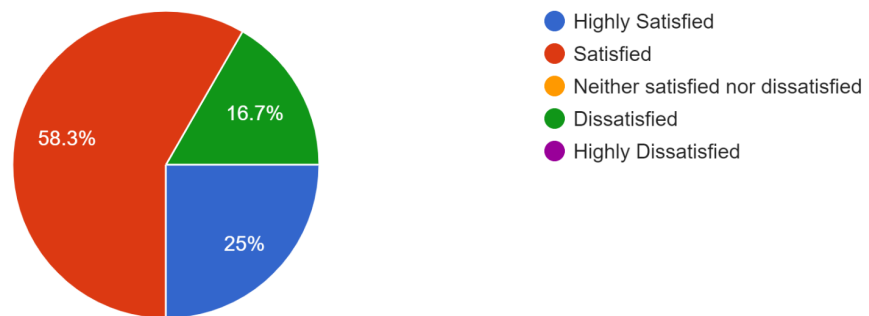
12 responses



Majority of the respondents are satisfied with the governance of the college.

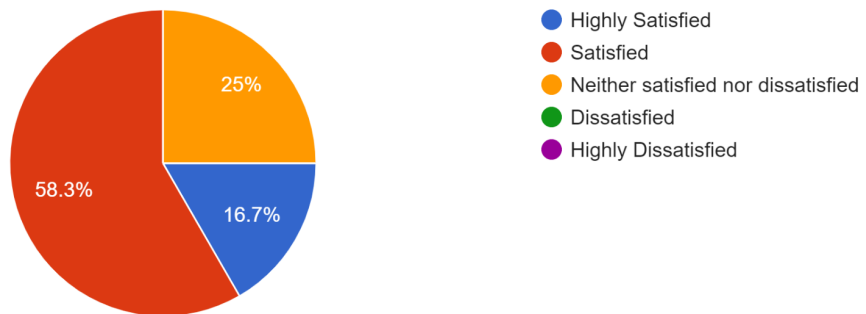
### Washrooms /Toilets

12 responses



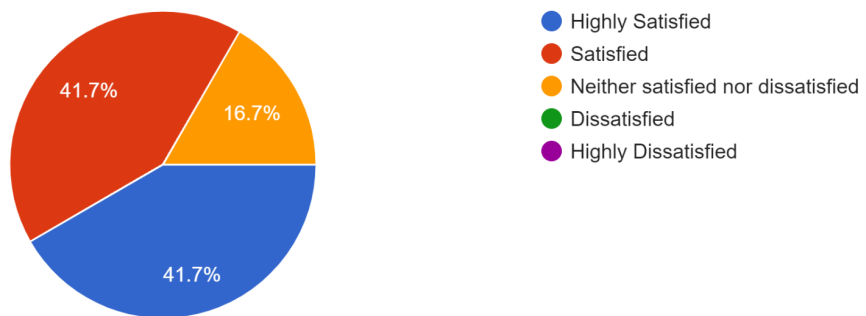
Majority of the respondents are satisfied with the washrooms/toilets of the college.

Canteen facility  
12 responses



Majority of the respondents are satisfied with the canteen facility of the college.

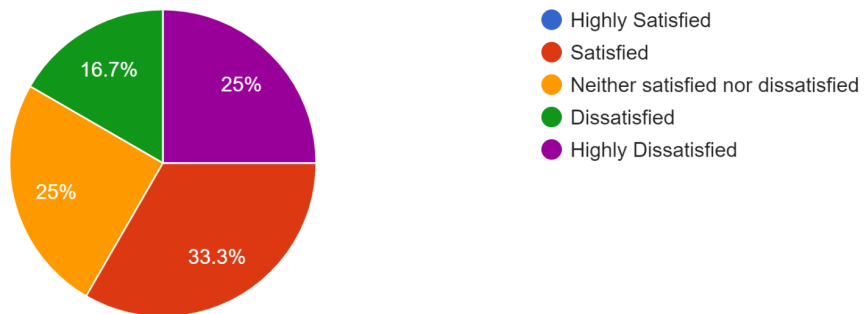
Celebration of Important Events and festivals  
12 responses



Majority of the respondents are satisfied with the celebration of important events and festivals in the college.

### Pay Structure

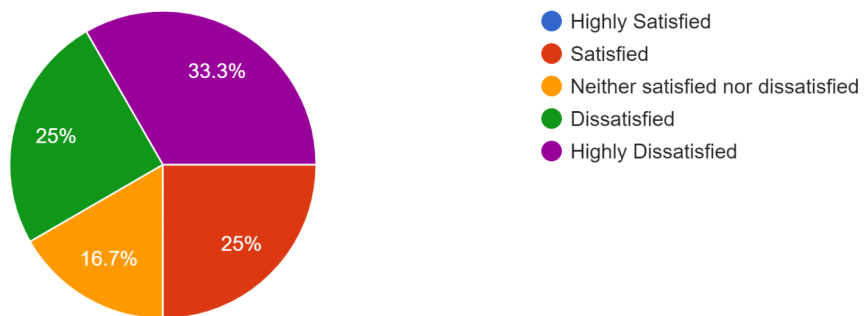
12 responses



Majority of the respondents are satisfied with the pay structure of the college.

### Promotion

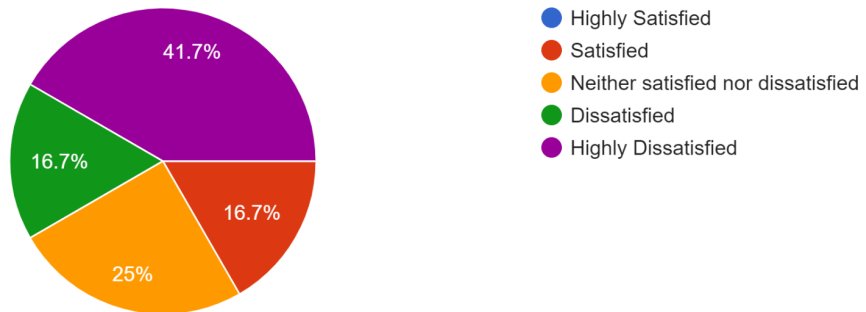
12 responses



Majority of the respondents are highly dissatisfied with the promotion policy of the college.

### Retirement benefits (PF, Gratuity)

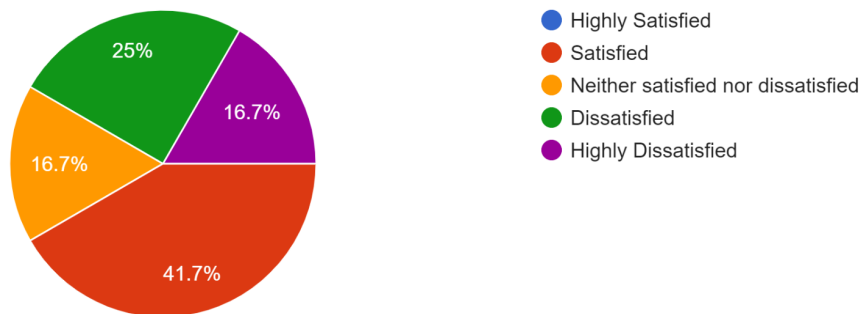
12 responses



Majority of the respondents are highly dissatisfied with the retirement benefits of the college.

### Leave Policy (Childcare, Earned leave etc)

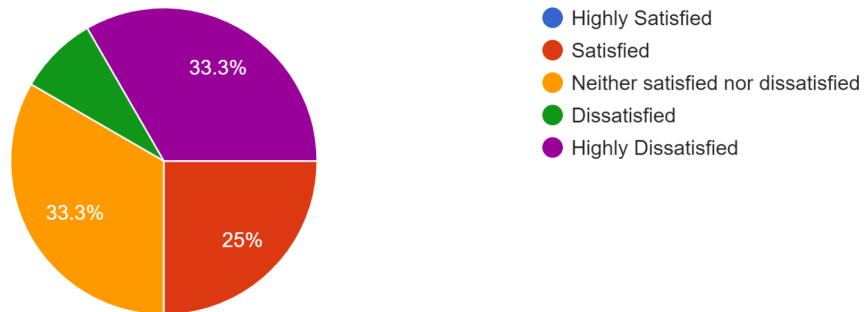
12 responses



Majority of the respondents are satisfied with the leave policy of the college.

## Reward and Recognition

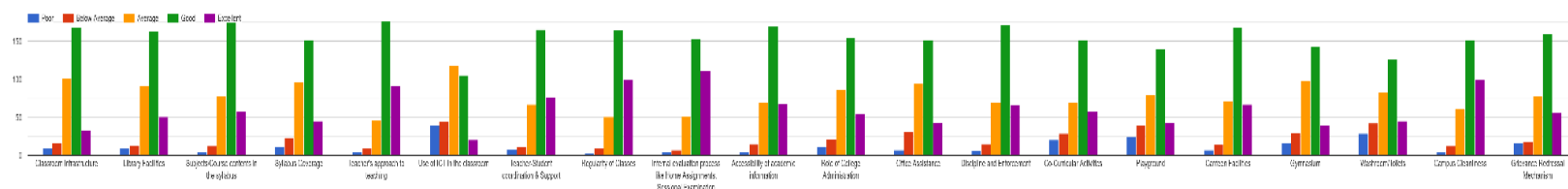
12 responses



Majority of the respondents are highly dissatisfied with the reward and recognition of the college.

# Students Feedback-

Please rank your satisfaction level for the following parameters



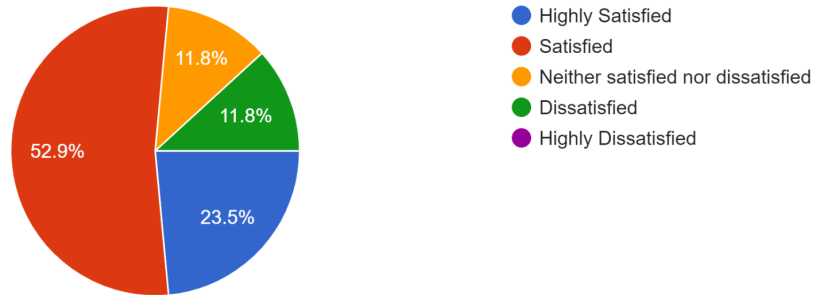
Most of the students have responded as good when judging the college in terms of Classroom infrastructure, Library Facilities, Subjects/Course contents in the syllabus, Syllabus Coverage, Teacher's approach to teaching, Use of ICT in the classroom, Teacher-Student coordination & Support, Regularity of Classes, Internal evaluation process like Home Assignments and Sessional Examination, Accessibility of academic information, Role of College Administration, Office Assistance, Discipline and Enforcement, Co-Curricular Activities, Playground, Canteen Facilities, Gymnasium, Washroom/Toilets, Campus Cleanliness and Grievance Redressal Mechanism.



# Faculty Feedback-

## Professional Ethics

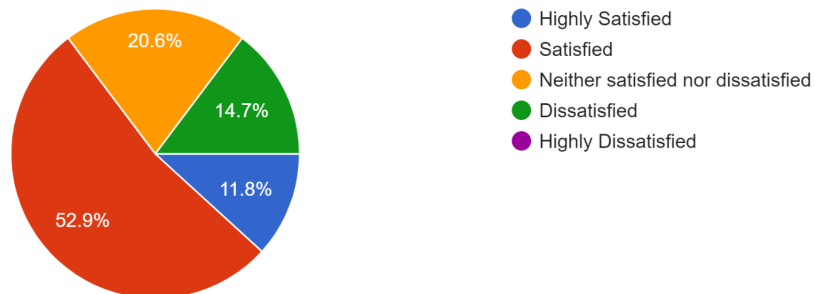
34 responses



Majority of the respondents are satisfied with the professional ethics of the college.

## Curriculum Design

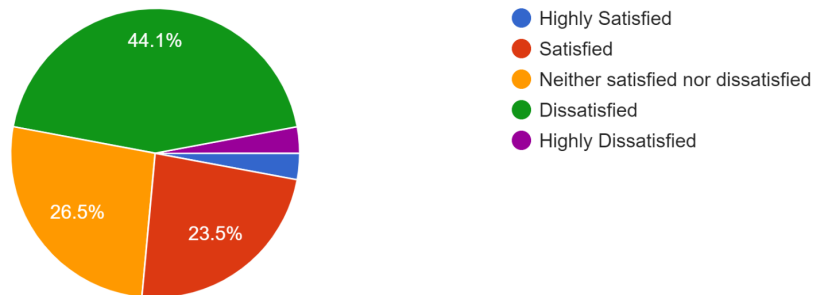
34 responses



Majority of the respondents are satisfied with the curriculum design of the college.

### Teacher-Students Ratio

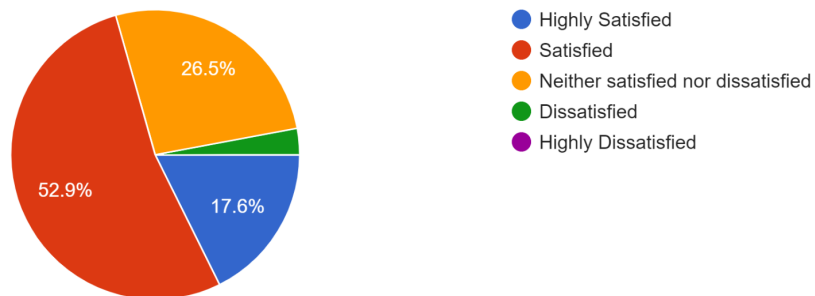
34 responses



Majority of the respondents are dissatisfied with the Teacher-Student ratio of the college.

### Learning Programmes for Students

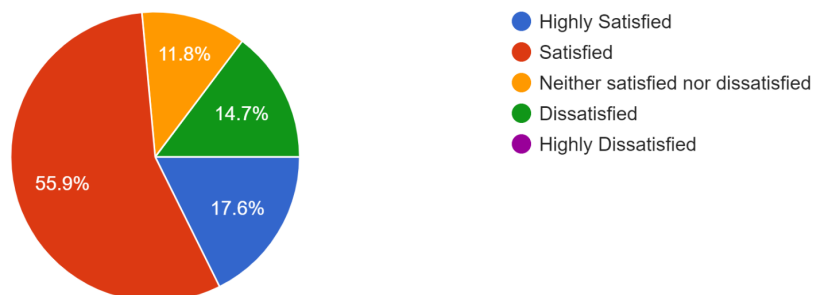
34 responses



Majority of the respondents are satisfied with the learning programmes for the students of the college.

### Availability of ICT – enabled facilities in classrooms and seminar hall.

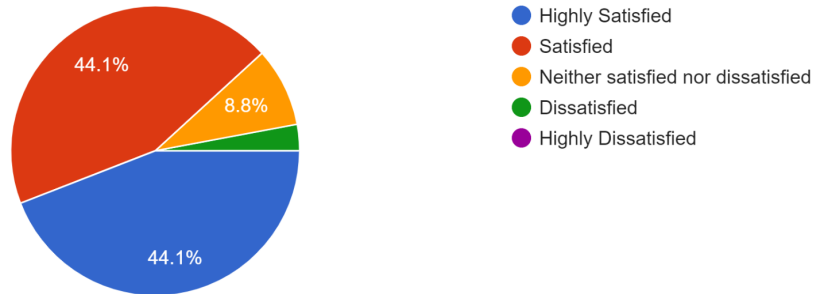
34 responses



Majority of the respondents are satisfied with the Availability of ICT in the college.

Transparency in the mechanism of internal assessment.

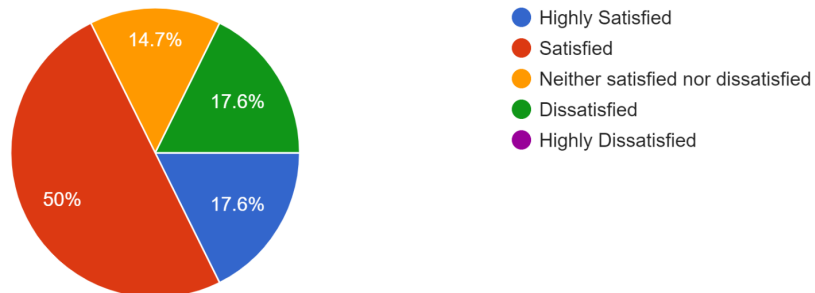
34 responses



Majority of the respondents are highly satisfied with the transparency in the mechanism of internal assessment of the college.

Critical thinking and problem solving skills of students.

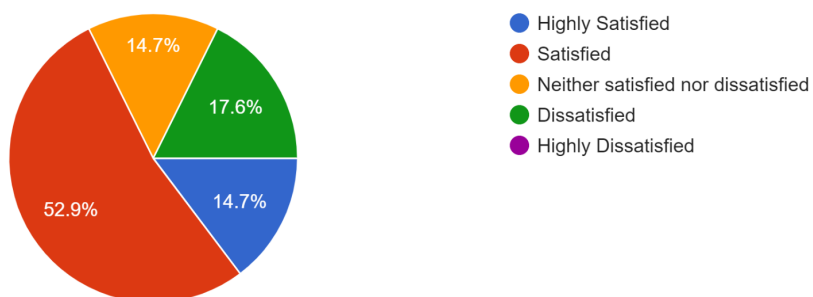
34 responses



Majority of the respondents are satisfied with the critical thinking and problem solving skills of the students of the college.

### Seminars/Workshops/Conferences conducted by the college.

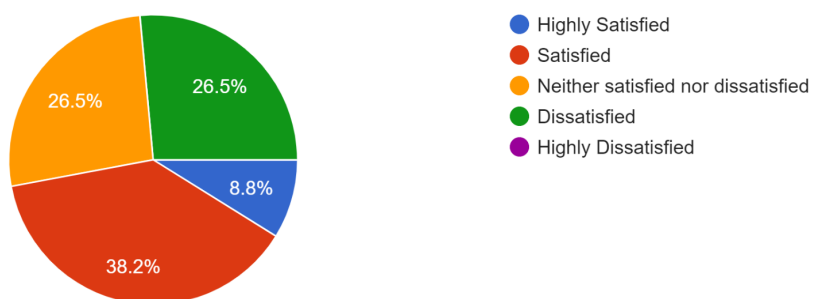
34 responses



Majority of the respondents are satisfied with the seminars/workshops/conferences conducted by the college.

### Faculty Development Programmes/ Short-term Courses conducted by the college

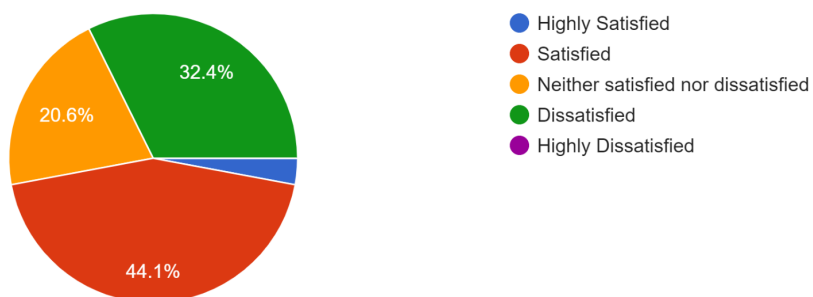
34 responses



Majority of the respondents are satisfied with the FDP/ Short-term courses conducted by the college.

### Scope for Research related work

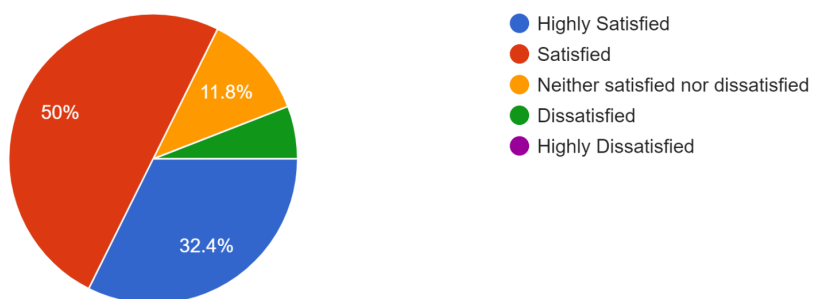
34 responses



Majority of the respondents are satisfied with the scope for research related work.

### Extension and Outreach programmes

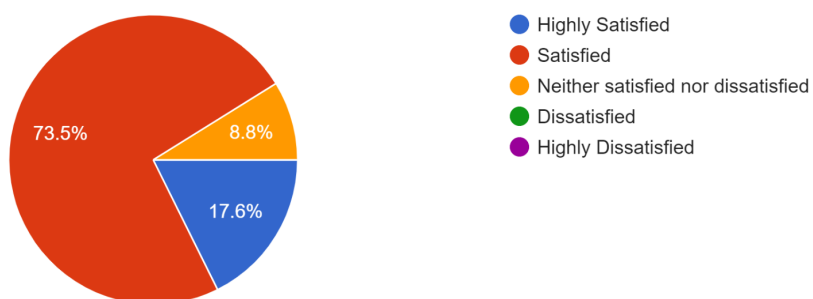
34 responses



Majority of the respondents are satisfied with the extension and outreach programmes of the college.

### Overall Infrastructure

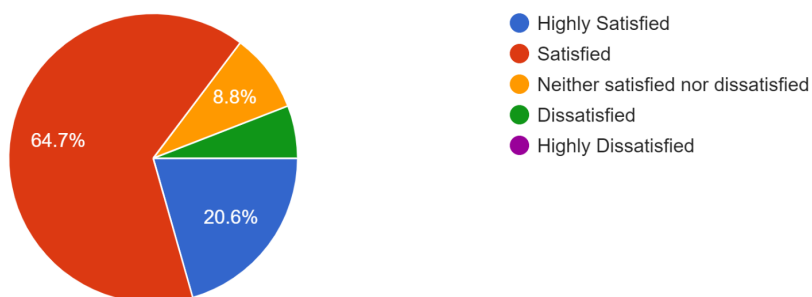
34 responses



Majority of the respondents are satisfied with the overall infrastructure of the college.

### Facilities for Sports, Gymnasium, Yoga and Cultural Activities

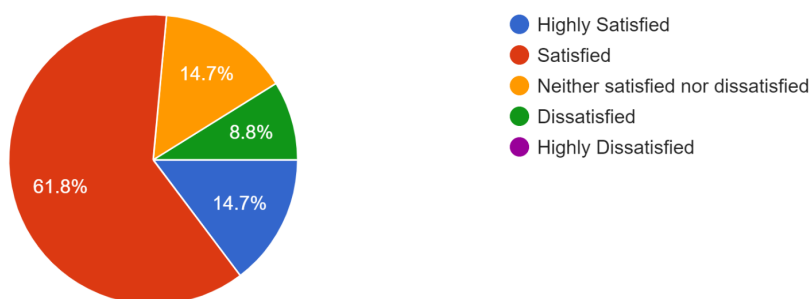
34 responses



Majority of the respondents are satisfied with the facilities for sports, gymnasium, yoga and cultural activities of the college.

### Library (Books and E-resources)

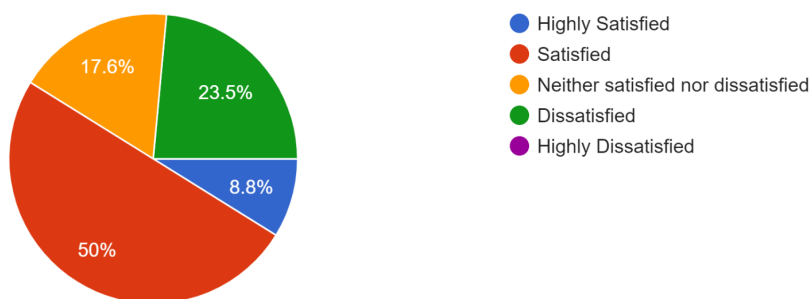
34 responses



Majority of the respondents are satisfied with the library of the college

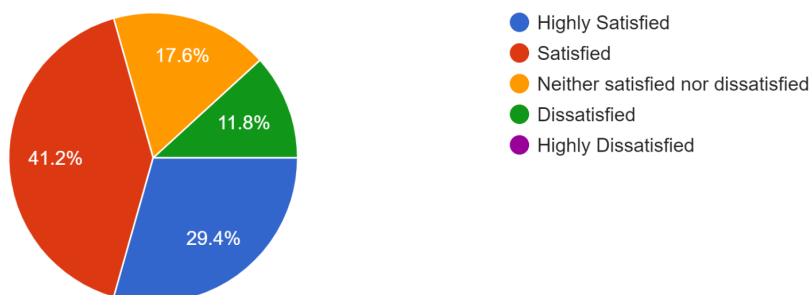
### Skill Enhancement Initiatives for the students

34 responses



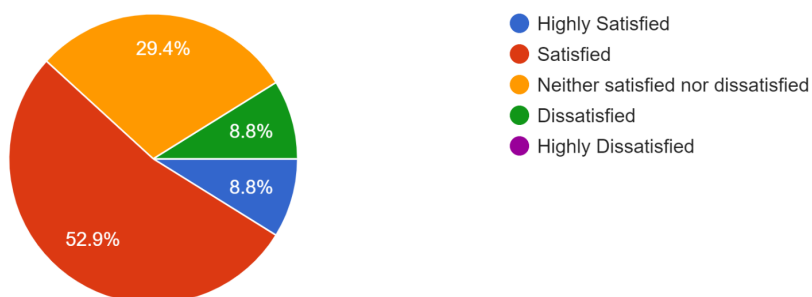
Majority of the respondents are satisfied with the Teacher-Student skill enhancement initiative for students of the college.

Green Campus Initiative of the College  
34 responses



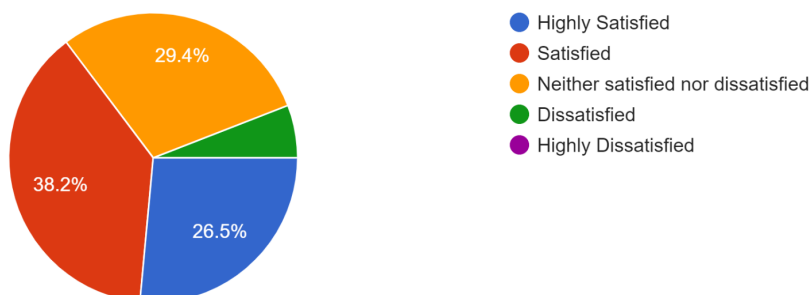
Majority of the respondents are satisfied with the green campus initiative of the college.

Governance of the College  
34 responses



Majority of the respondents are satisfied with the governance of the college.

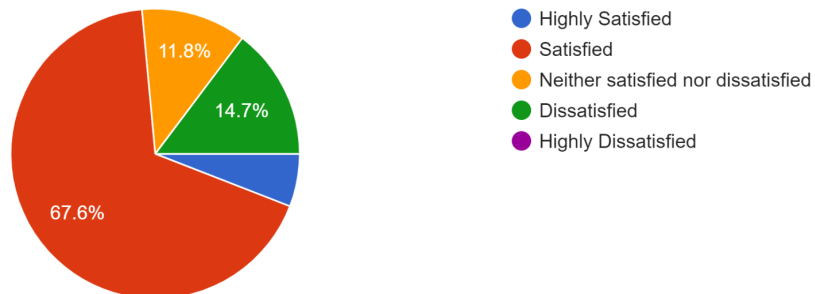
Washrooms /Toilets  
34 responses



Majority of the respondents are satisfied with the washrooms/toilets of the college.

#### Canteen facility

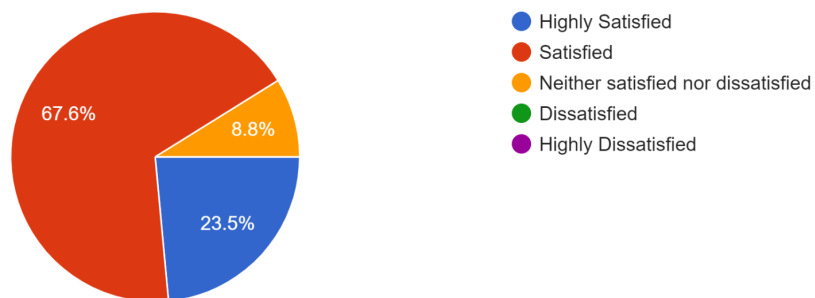
34 responses



Majority of the respondents are satisfied with the canteen facility of the college.

#### Celebration of Important Events and festivals

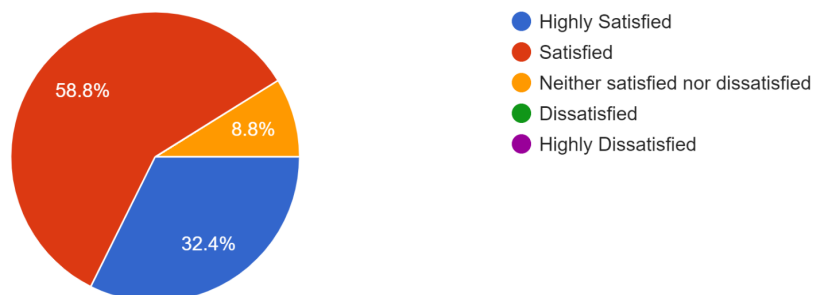
34 responses



Majority of the respondents are satisfied with the celebration of important events and festivals in the college.

#### Pay Structure

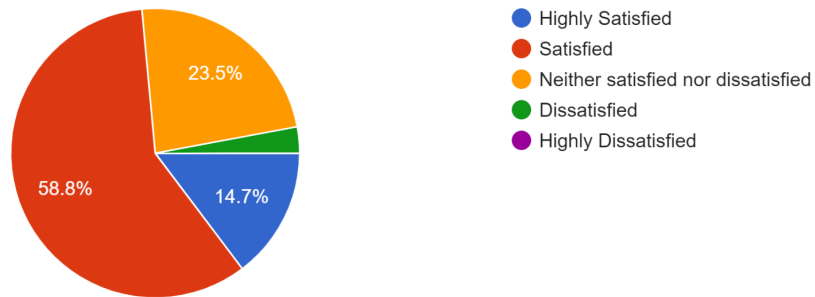
34 responses



Majority of the respondents are satisfied with the pay structure of the college.

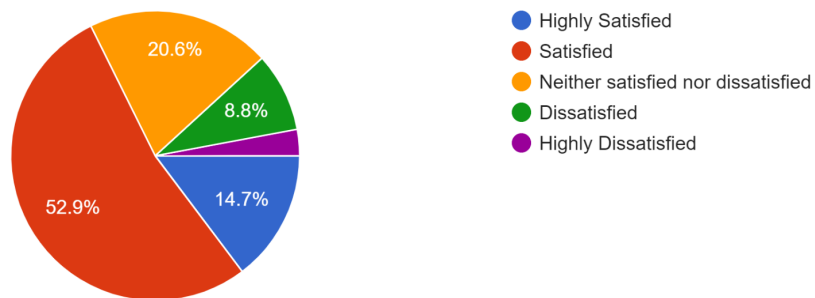


Promotion  
34 responses



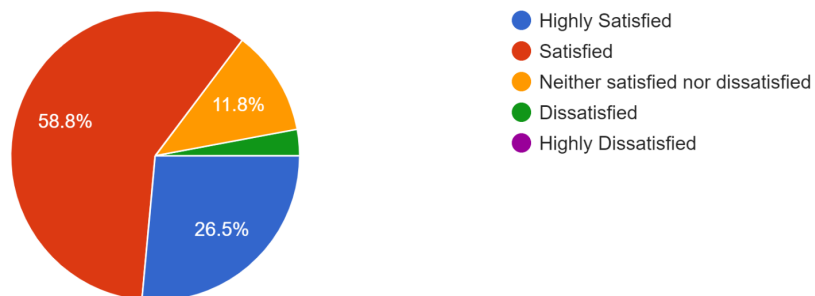
Majority of the respondents are satisfied with the promotion policy of the college.

Retirement benefits (PF, Gratuity)  
34 responses



Majority of the respondents are satisfied with the retirement benefits of the college.

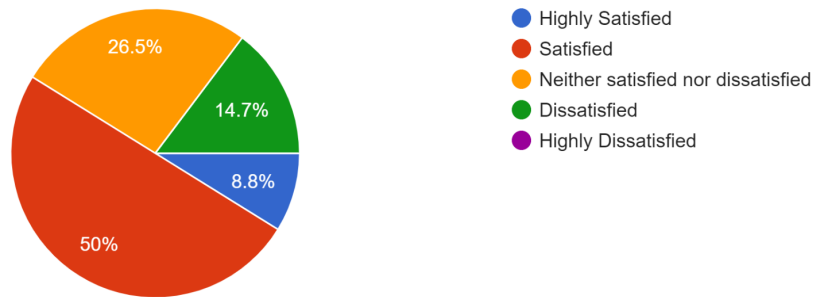
Leave Policy (Childcare, Earned leave etc)  
34 responses



Majority of the respondents are satisfied with the leave policy of the college.

## Reward and Recognition

34 responses



Majority of the respondents are satisfied with the reward and recognition of the college.